

WLS15



Low Profile LED Strip Light


- Improves visibility, safety, and efficiency
- 15 mm low profile fits in tight spaces that other lights cannot
- Installs in minutes without impacting existing application framework
- Professional quality and certified product



Professional, Low-Profile LED Lighting



- Improve worker performance by lighting under shelves, inside doors, above bins, and in cabinets
- Cascade models require only a single electrical installation
- Setup is quick and easy with simple mounting options, reducing time spent on installation
- Doubles as a detachable concentrated light source for troubleshooting assistance



—Where You Need It

- IP67-rated sealed housing provides resistance to wet or dusty environments
- Rugged and industrial construction prevents breakage and potential product contamination
- 50,000 hour L70 LEDs ensure long life and minimize maintenance
- Standard connector and cable options for easy wiring



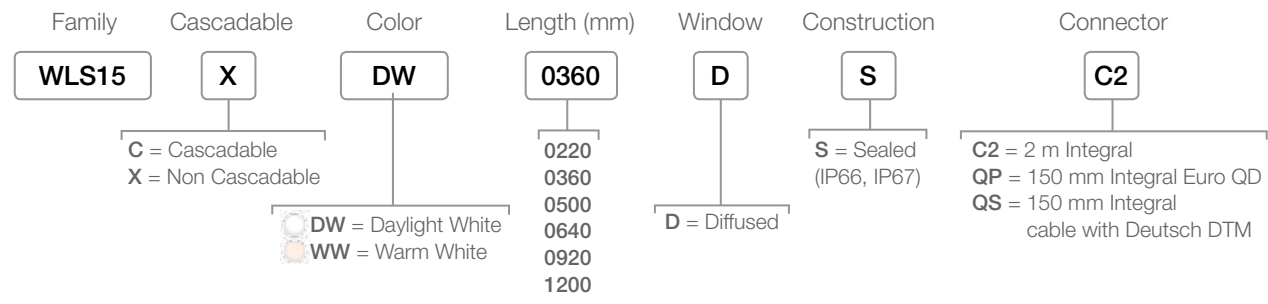
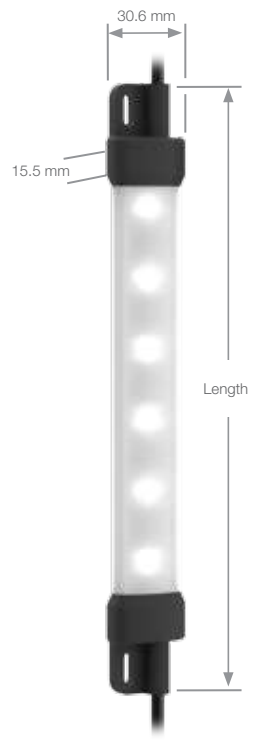
Overmolded endcaps
for superior sealing

Internal aluminum structure for heat
sinking and improved lifetime

Low 15.5 mm profile designed
to fit anywhere (actual height shown)

WLS15

Example Model Number: WLS15XDW0360DSC2



Length (mm)	Typical Current (A) at 25 °C		Maximum Current (A) at -40 °C		Lumens	
	12 V dc	24 V dc	12 V dc	24 V dc	Daylight White	Warm White
0220	0.19	0.10	0.24	0.12	175	170
0360	0.38	0.20	0.48	0.24	350	340
0500	0.57	0.30	0.72	0.36	525	510
0640	0.76	0.40	0.96	0.48	700	680
0920	1.14	0.60	1.44	0.72	1050	1020
1200	1.52	0.80	1.92	0.96	1400	1360

Power 12 V dc or 24 V dc nominal
Absolute operational limits of 10 V dc to 15 V dc and 20 V dc to 27 V dc

Operating Conditions Temperature: -40 to +60 °C
Storage Temperature: -40 to +70 °C

Construction Housing: Polycarbonate Endcaps: Polyamide

Environmental Rating Rated IEC IP66 and IEC IP67
Suitable for wet locations per UL 2108

Certifications

Accessories



LMBWLS15



LMBWLS15-150S



LMBWLS15MAG

Euro-Style
Straight connector models listed; for right-angle, add RA to the end of the model number (example, MQDC-406RA)



- 4-Pin
MQDC-406 2 m (6.5')
- MQDC-415 5 m (15')
- MQDC-430 9 m (30')

Deutsch
Single-ended cordset with straight connectors

- 2-Pin
DTMC-206 2 m (6')
- DTMC-215 5 m (15')
- DTMC-230 9 m (30')

Euro-Style QD
Double-ended



- 4-Pin Straight/Straight
MQDEC-403SS 0.91 m (3')
- MQDEC-412SS 3 m (12')
- MQDEC-430SS 9 m (30')

Deutsch
Double-ended cordset with straight connectors

- 2-Pin Straight/Straight
DTMEC-2005 0.16 m (0.5')
- DTMEC-206 2 m (6')
- DTMEC-230 9 m (30')

- 4-Pin Straight/Right-Angle
MQDEC-403RS 0.91 m (3')
- MQDEC-412RS 3 m (12')
- MQDEC-430RS 9 m (30')

Additional cordset lengths available on bannerengineering.com

